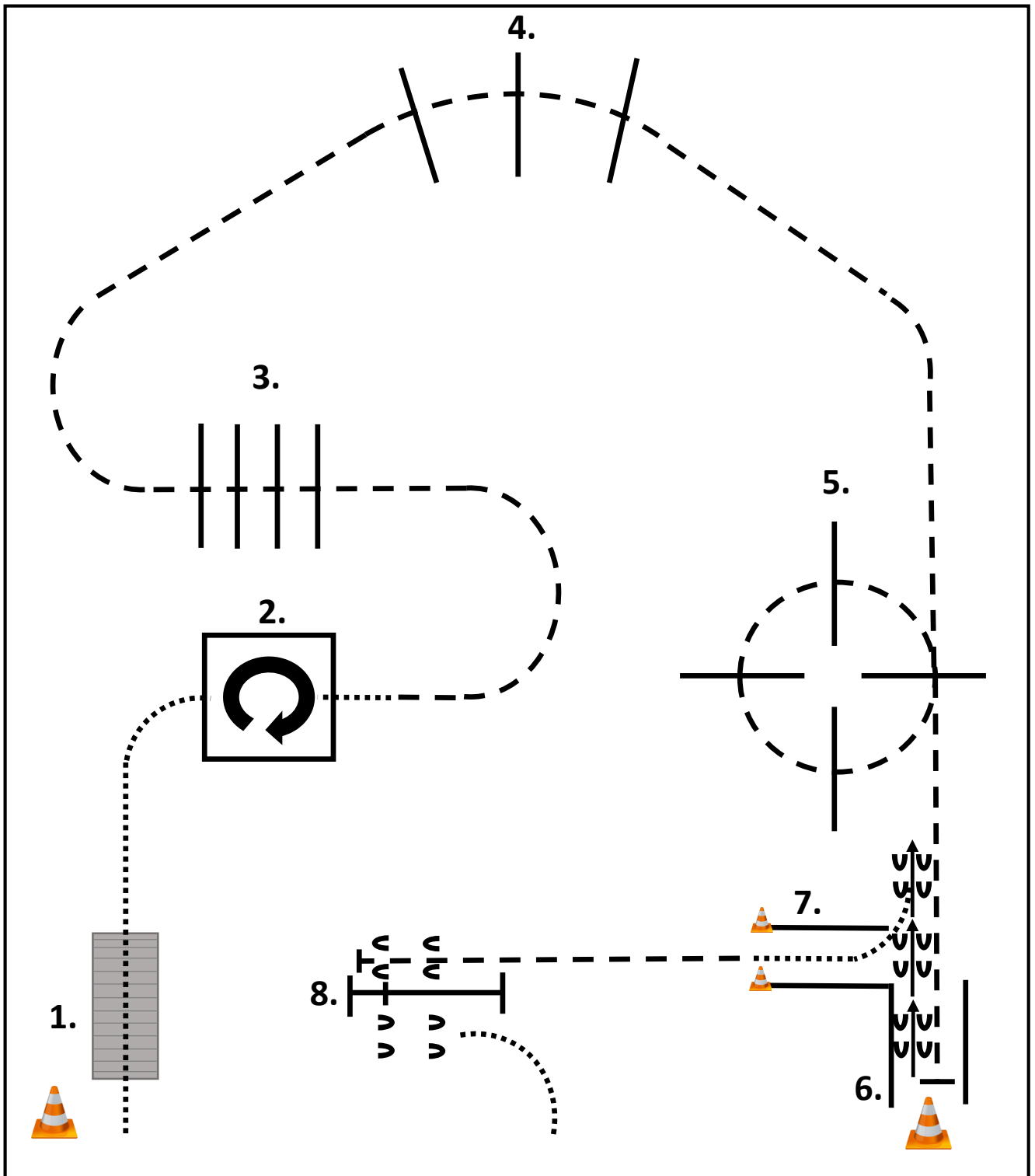
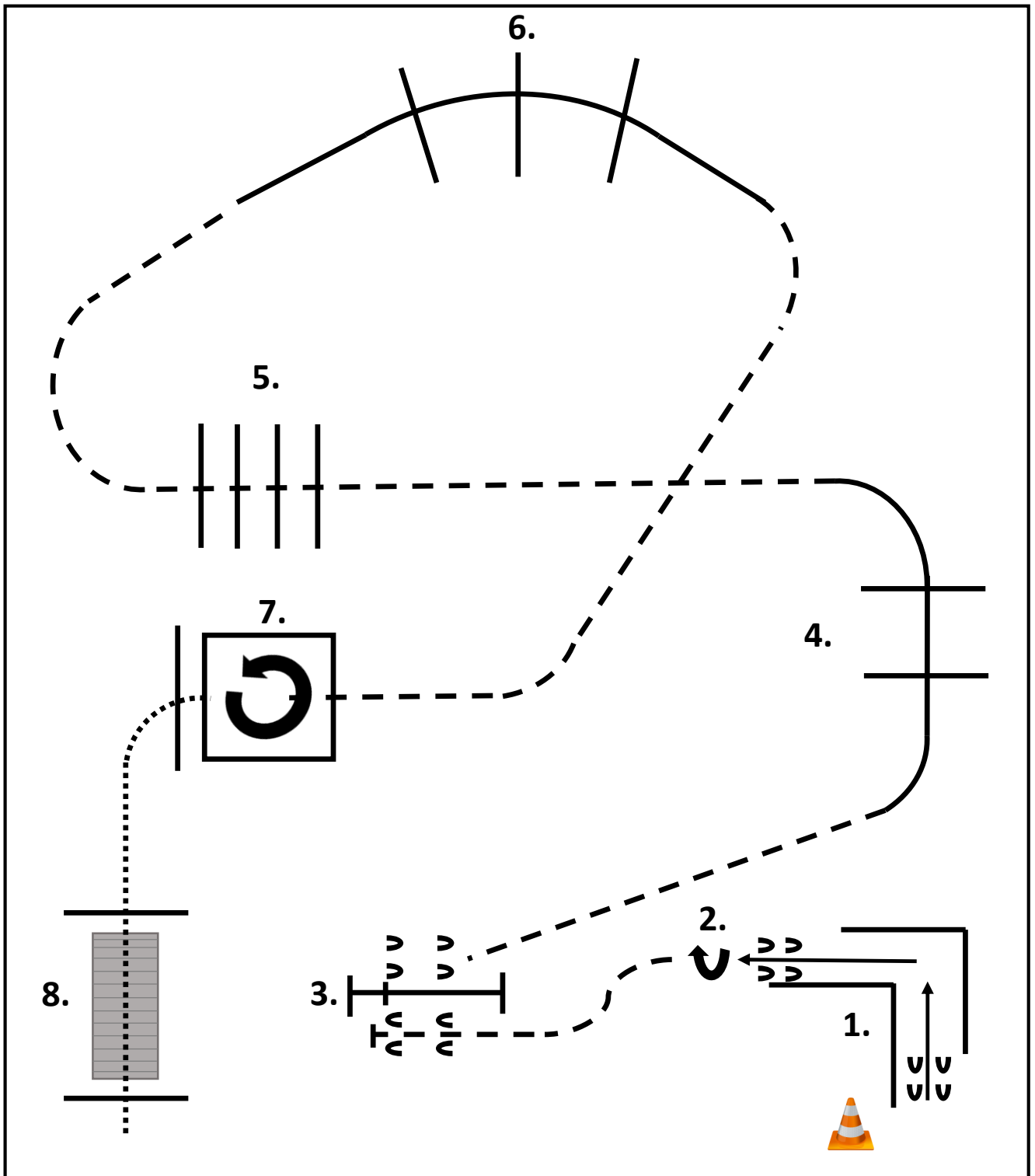


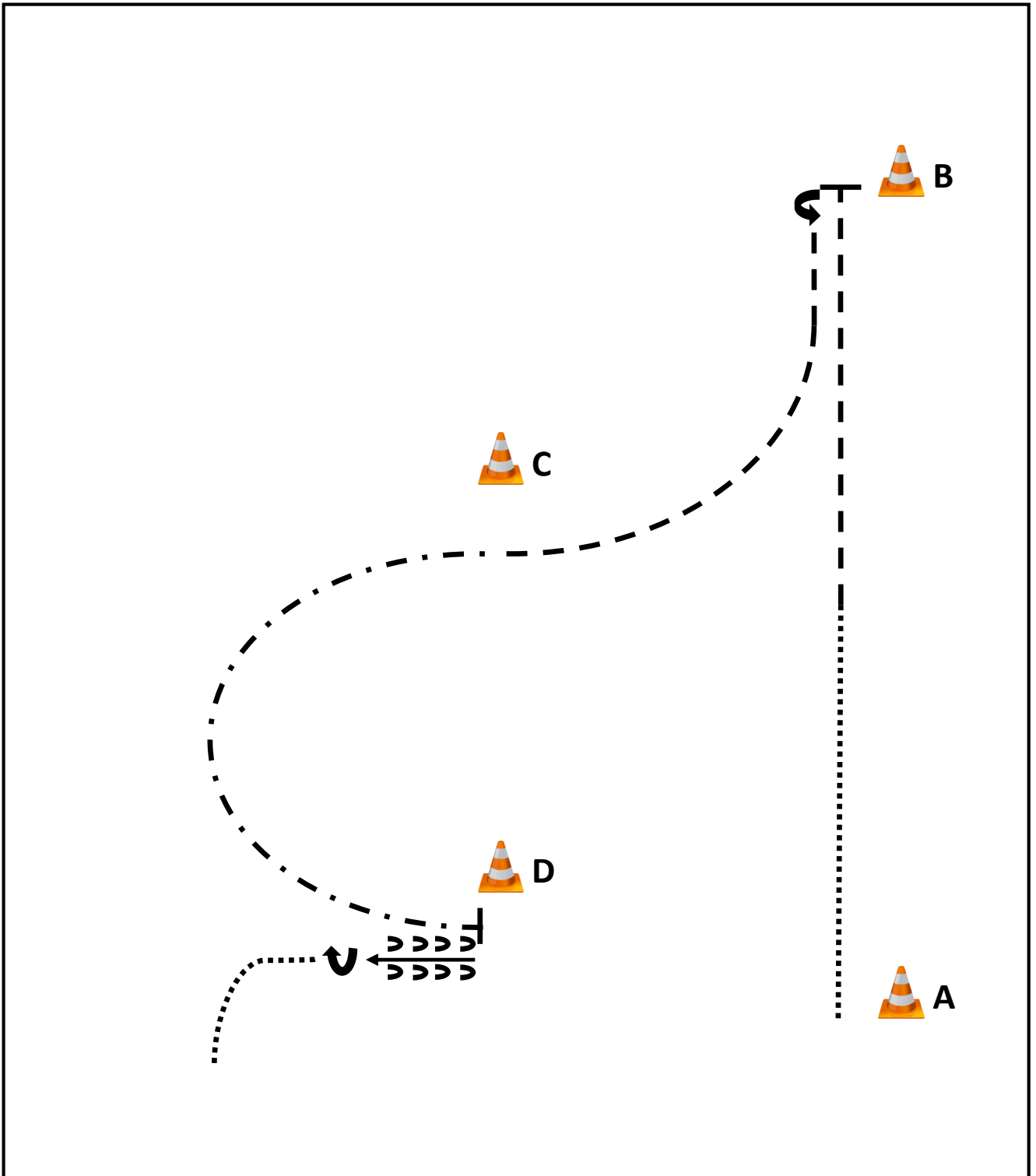
1. Be ready at 1st cone. Walk over bridge.
2. Walk into box, 360° turn to the right and walk out of box.
3. Jog to the left and over poles.
4. Jog to the right and over poles.
5. Jog over spoke (right hand). Break to a walk.
6. Walk over pole and through chute.



1. Be ready at 1st cone. Walk over bridge.
2. Walk into box, 360° turn to the right and walk out of box.
3. Jog to the left and over poles.
4. Jog to the right and over poles.
5. Jog over spoke (right hand).
6. Jog into chute, stop and back up.
7. Walk through 2nd chute and trot to gate.
8. Open gate with left hand, walk through gate and close. Exit at a walk.



1. Be ready at 1st cone. Back up around corner.
2. Perform ½ turn and jog up to gate.
3. Open gate with right hand, walk through gate and close.
4. Lope over poles (left hand).
5. Jog over poles.
6. Lope over poles (right hand).
7. Trot into box, stop and perform a 360° turn to the left and walk out of box.
8. Walk over bridge and poles.



1. Be ready at A.
2. Walk halfway to B.
3. Jog to B.
4. Stop and perform a 180° turn to the left.
5. Jog to C.
6. Extended jog from C to D.
7. Stop at D and back up on horse length.
8. Perform a 180° turn to the right.
9. Exit at a walk.

..... Walk

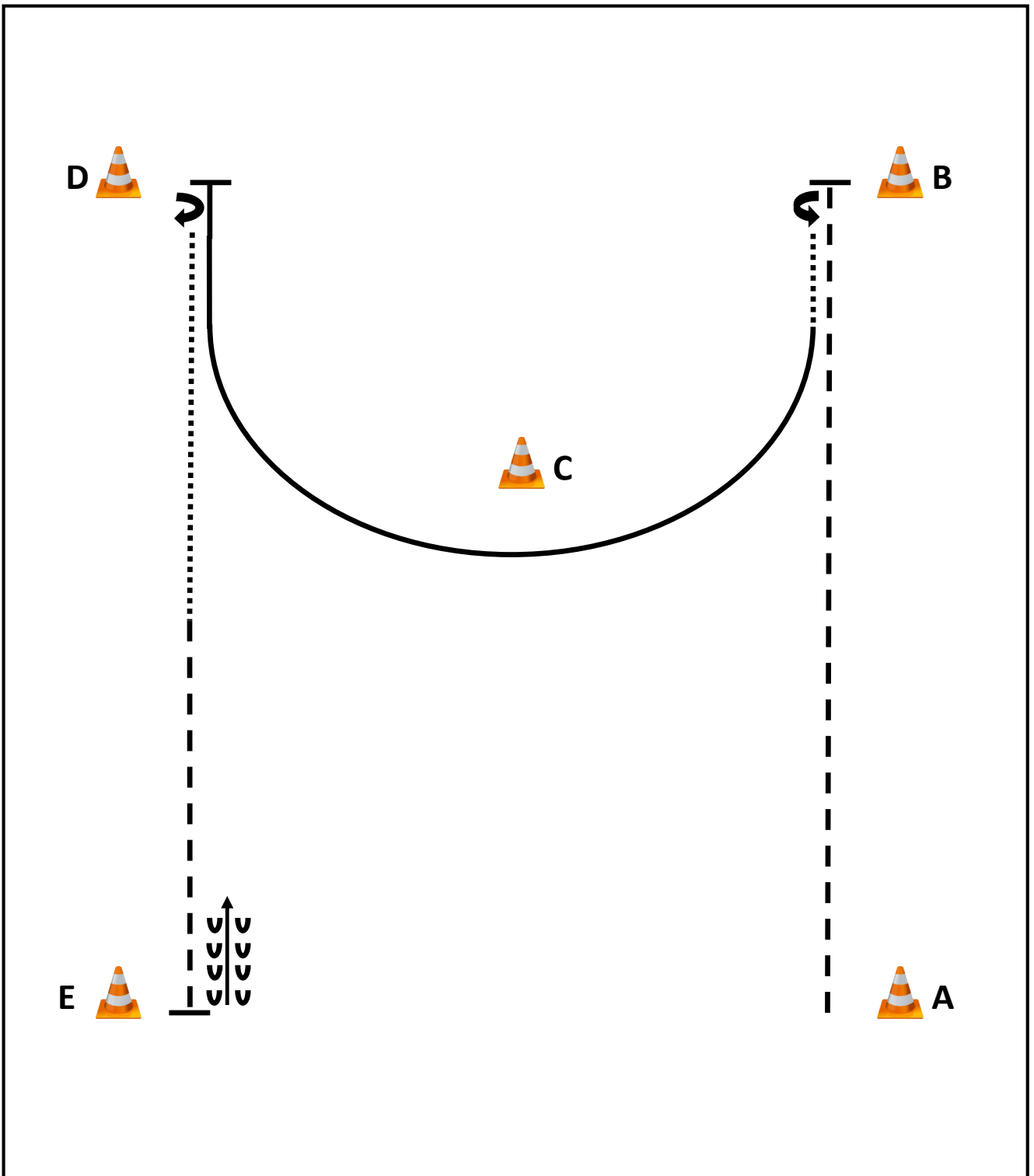
- - - - - Jog

- . - . - Extended
Jog

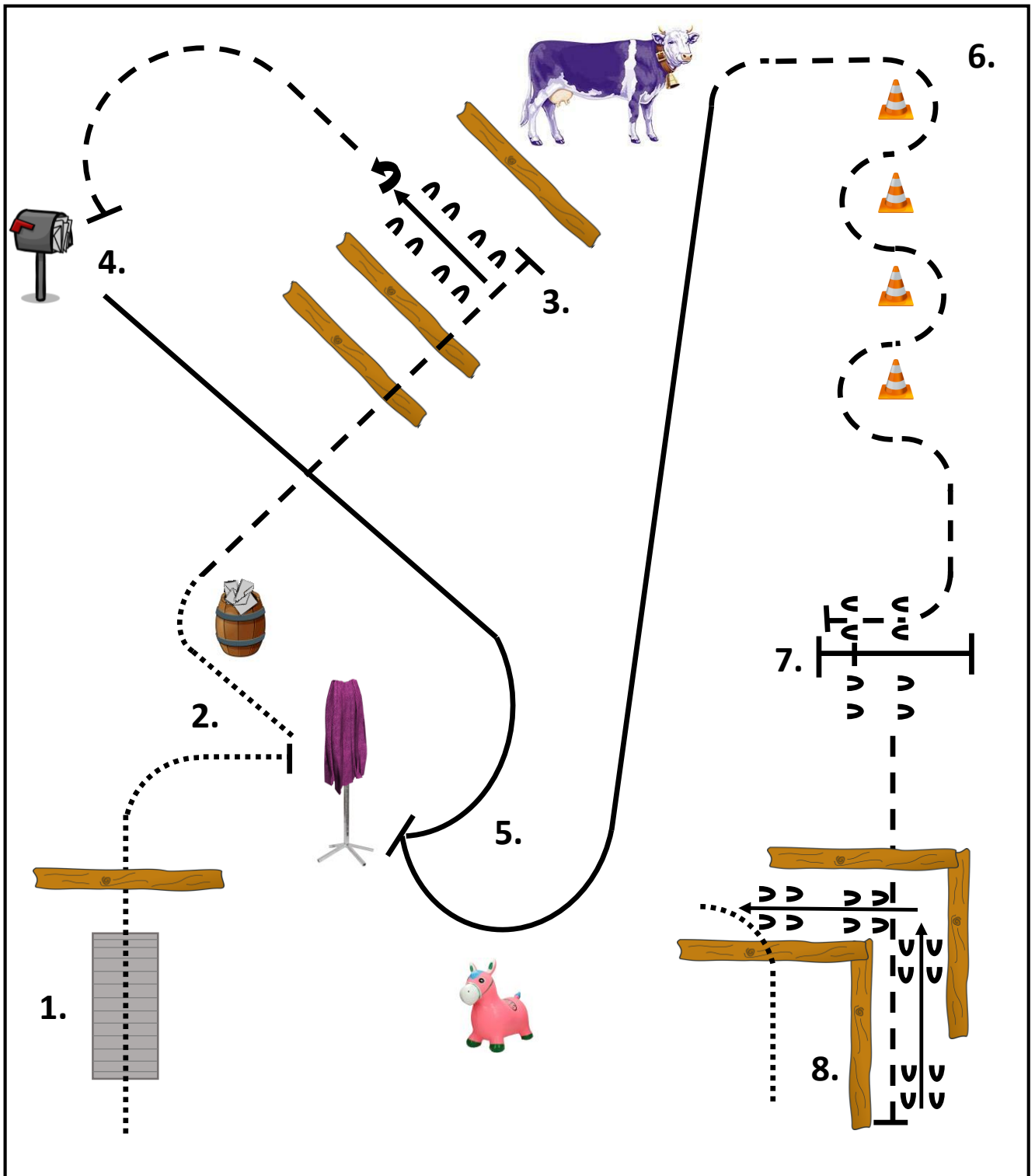
————— Lope

————— Extended
Lope

←←←←← Back



1. Be ready at A and jog to B.
2. Stop and perform a 180° turn to the left.
3. Walk one horse length and lope on the right lead around C to D.
4. Stop and perform a 180° turn to the right.
5. Walk halfway to E.
6. Jog to E, stop and back up one horse length.



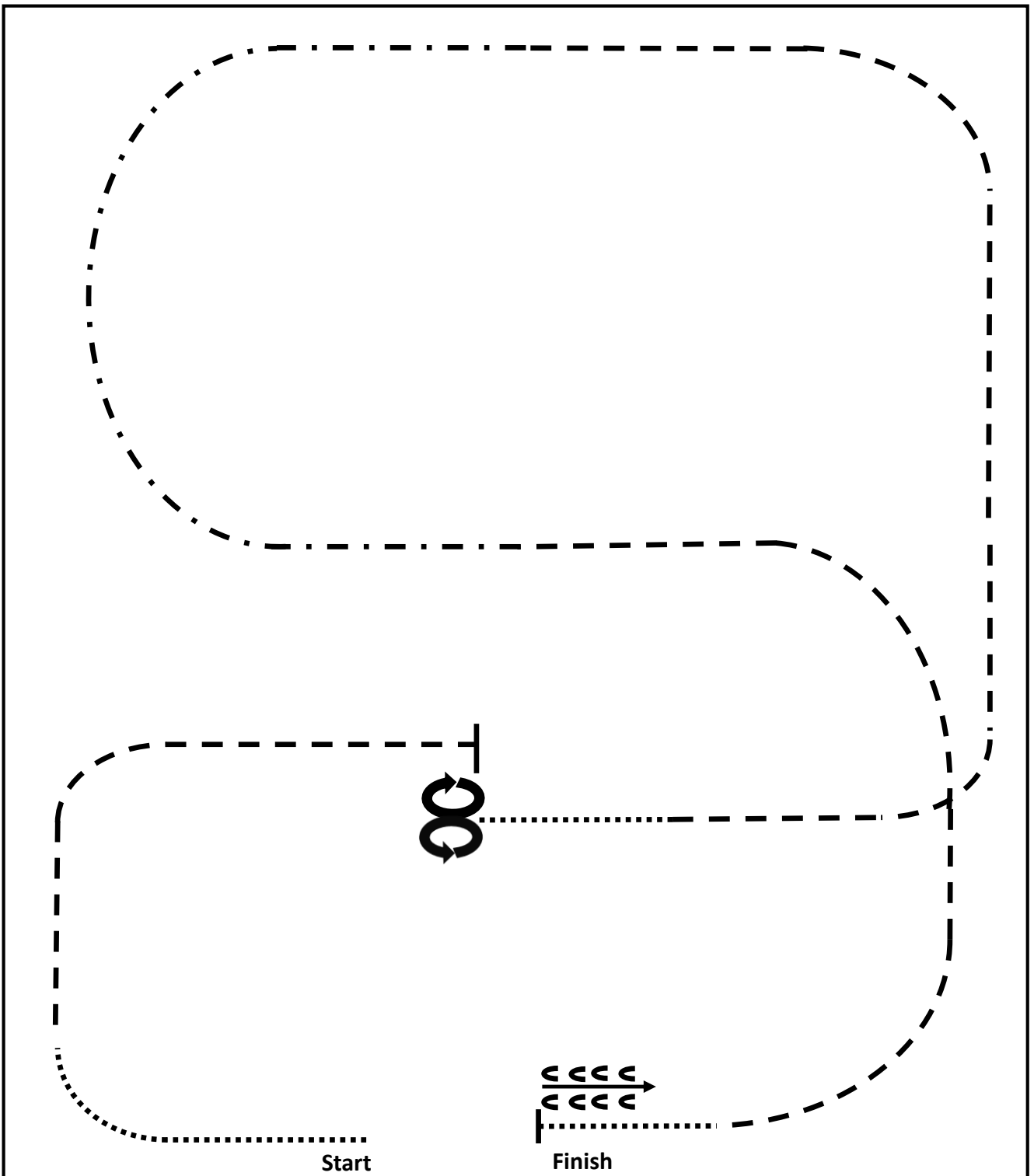
1. Walk over bridge & log.
2. Pick up blanket and hang over saddle, pick up letter and trot over poles.
3. Stop between poles and side pass. Afterwards 90° turn to the left, trot to mailbox and insert letter.
4. Lope (right lead) to the coat, stop and return blanket.
5. Lope away from coat (left lead) as shown.
6. Jog serpentine and stop at gate.
7. Open gate with left hand, walk through gate and close. Jog through chute.
8. Back up L and walk out over pole.



SPHA WarmUp 2019

06. – 07.04.2019 - Holziken

Rasseoffenes Walk Trot Ranch Riding



1. Walk to the left around corner of the arena.
2. Trot alongside of the arena and around the corner to the center.
3. Stop, 360° turn each direction (either way 1st).
4. Walk.
5. Trot alongside of the arena and around the corner.
6. Extend trot in the middle of the arena.
7. Collect trot in the middle of the arena.
8. Walk, stop and back-up.

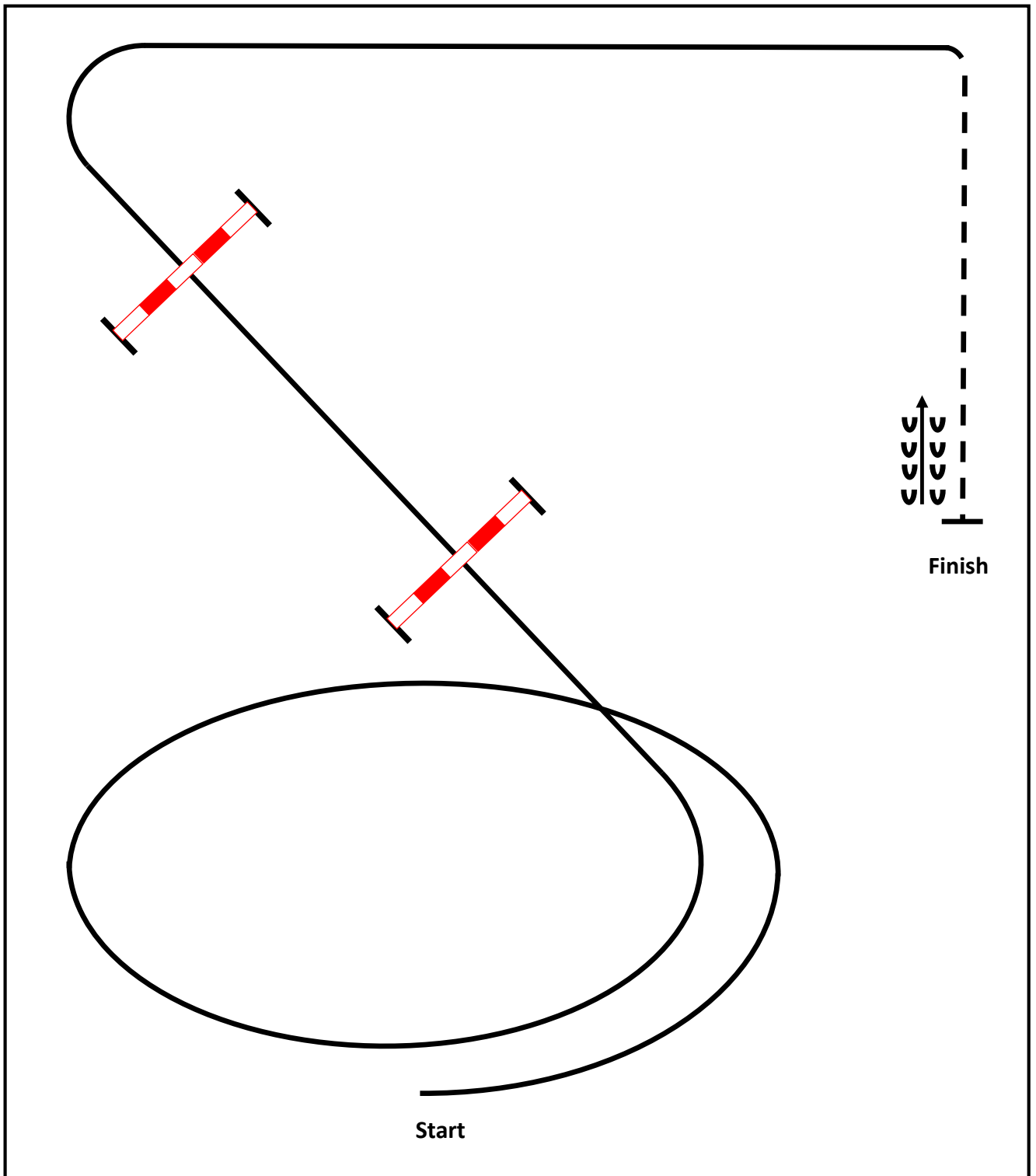




SPHA WarmUp 2019

06. – 07.04.2019 - Holziken

APHA Open Hunter Hack



1. Lope one circle to the left.
2. Jump combination and change leads.
3. In 2nd corner after jumps break to a trot
4. Trot to center of the long side
5. Stop, back up one horse length

..... Walk

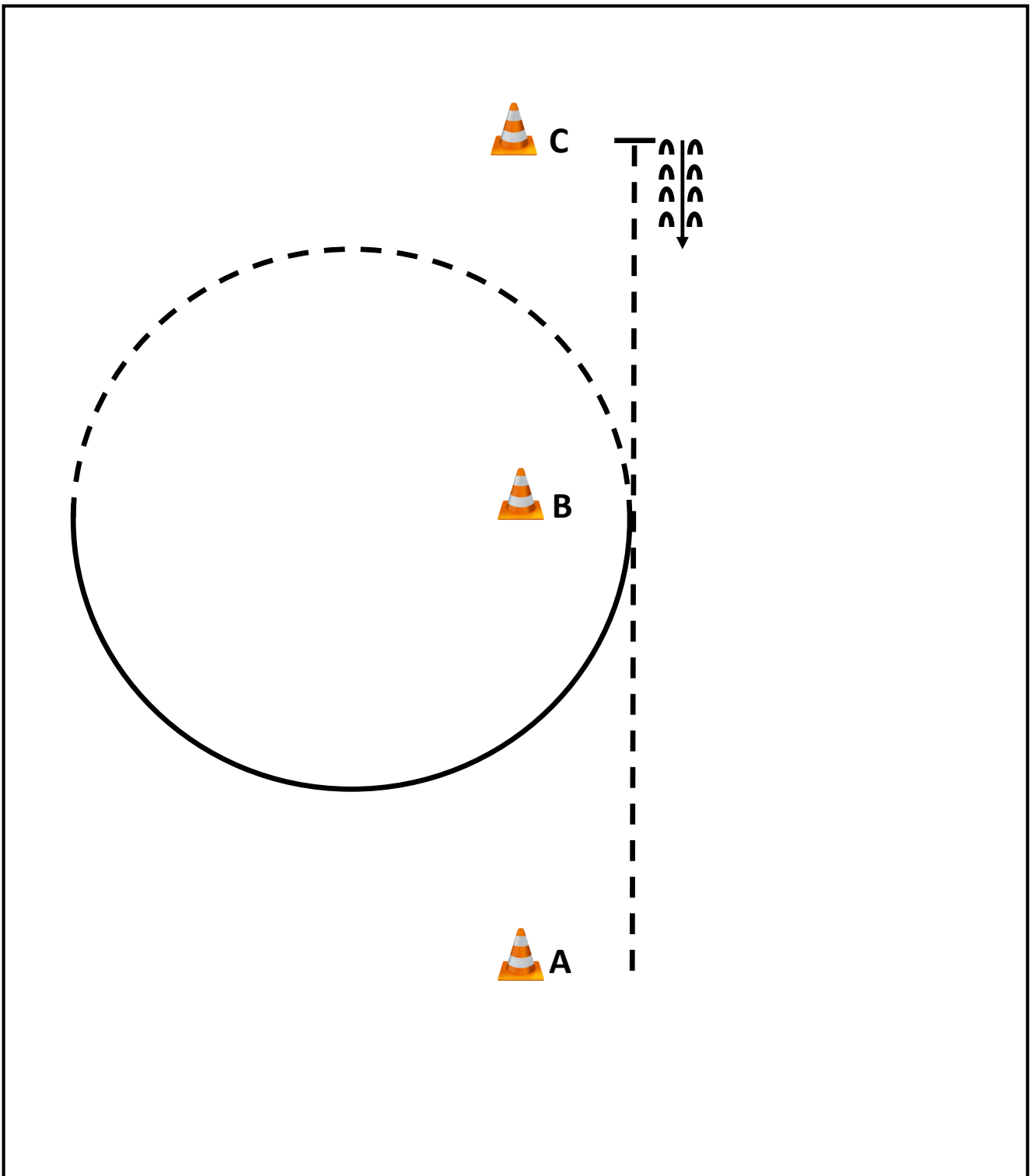
- - - - Jog

- . . - Extended
Jog

———— Lope

———— Extended
Lope

⤵⤵⤵⤵⤵ Back



1. Sitting trot from A to B.
2. At B posting trot a half circle to the left on the right diagonal.
3. Canter on the left lead back to B.
4. Sitting trot to C.
5. Stop at C and back approximately one horse length. Exit at a sitting trot.

..... Walk

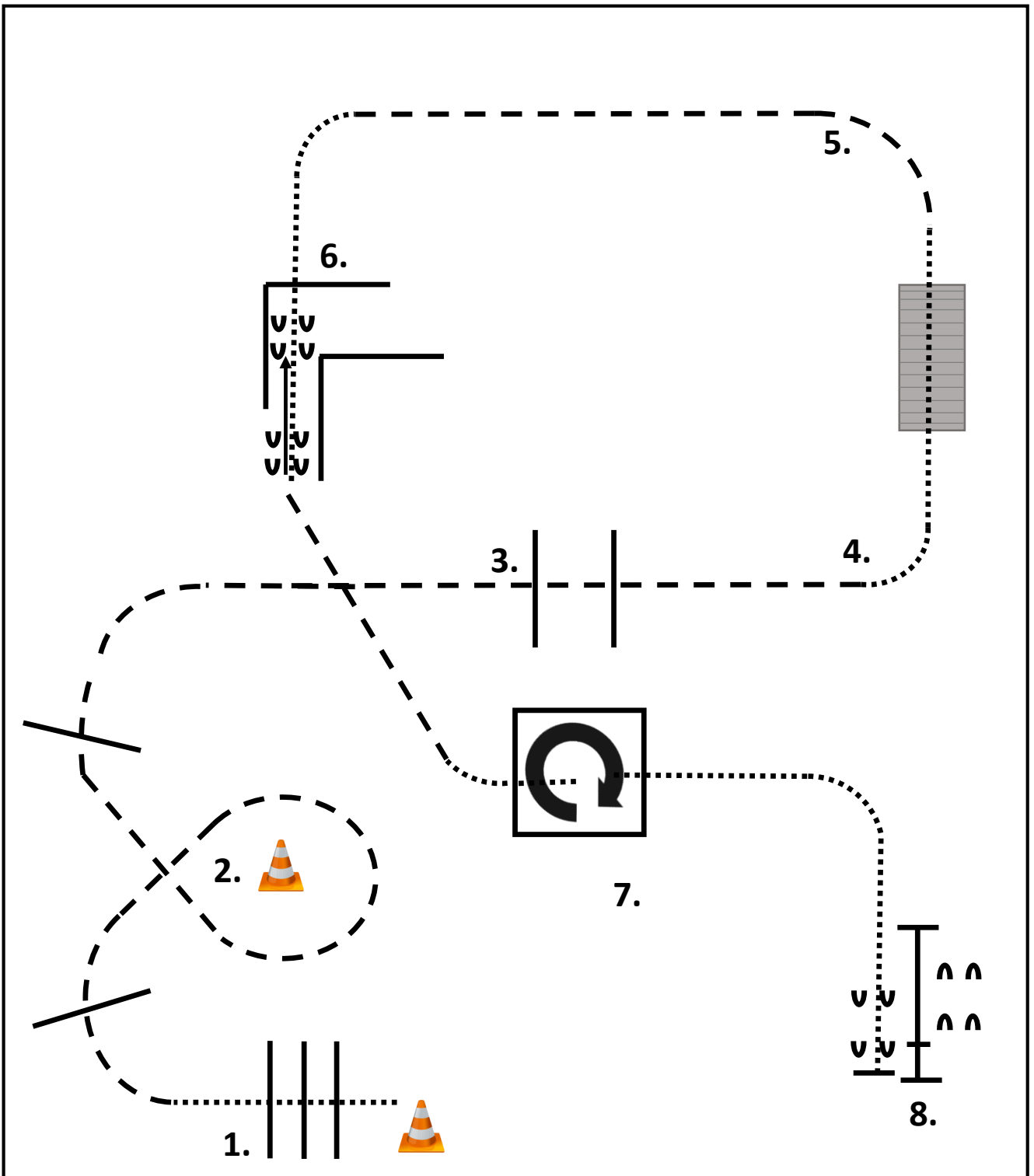
- - - Jog

- . - Extended
Jog

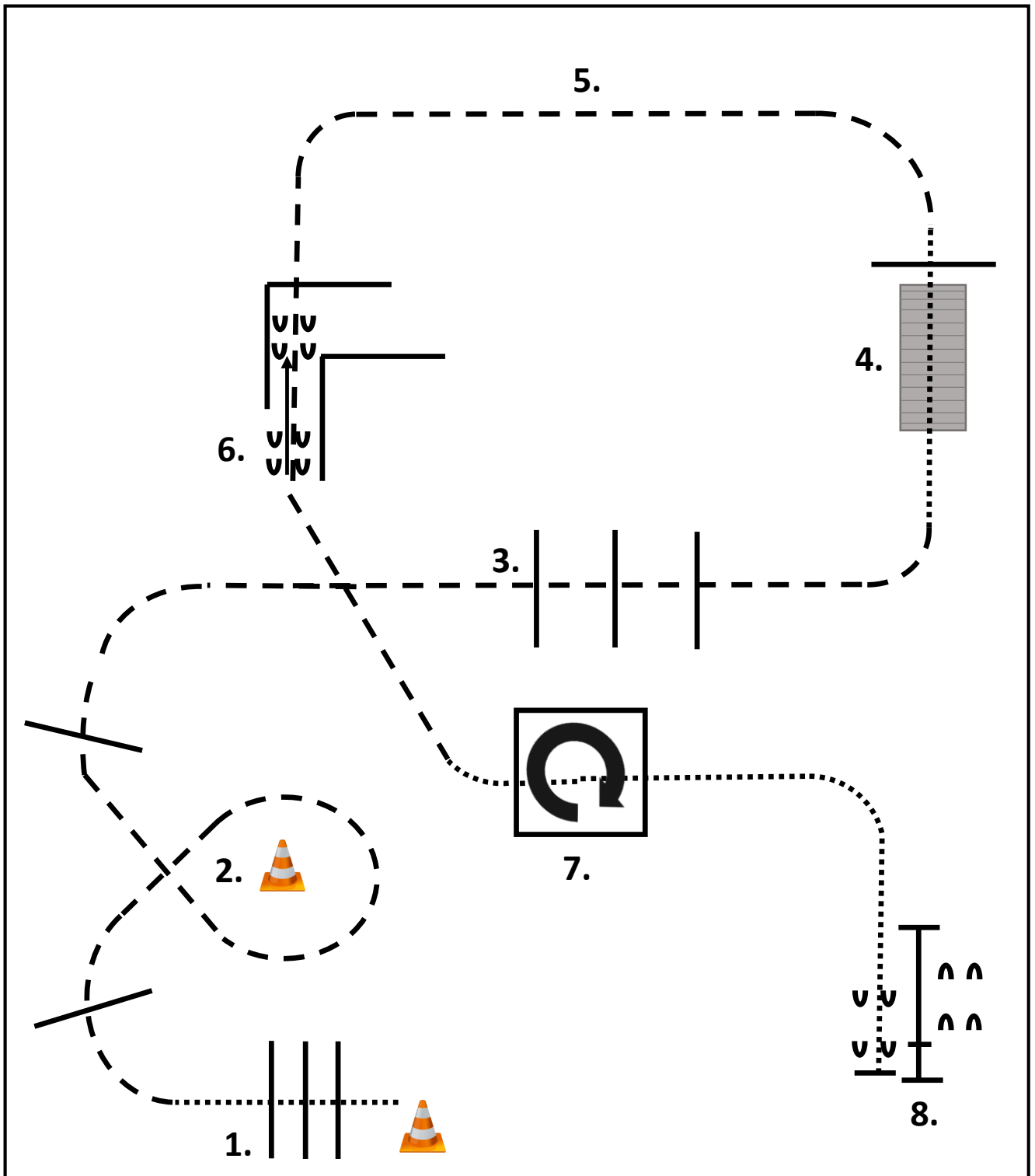
———— Lope

———— Extended
Lope

⤵⤵⤵⤵⤵ Back



1. Be ready at 1st cone. Walk over poles.
2. Jog over poles and around cone.
3. Jog over poles.
4. Break to walk or stop and walk over bridge.
5. Jog to chute, break to walk and walk into chute.
6. Stop and back-up.
7. Jog out of chute and to box. Break to a walk and walk into box.
8. Stop in box and perform a 360° turn to the right. Walk out of box.
9. Walk to gate, stop and open gate with left hand, walk through gate and close.



1. Be ready at 1st cone. Walk over poles.
2. Jog over poles and around cone.
3. Jog over poles.
4. Break to walk or stop and walk over bridge.
5. Jog into chute, stop and back-up.
6. Jog out of chute, break to walk or stop and into box.
7. Stop in box and perform a 360° turn to the right. Walk out of box.
8. Walk to gate, stop and open gate with left hand, walk through gate and close.

..... Walk

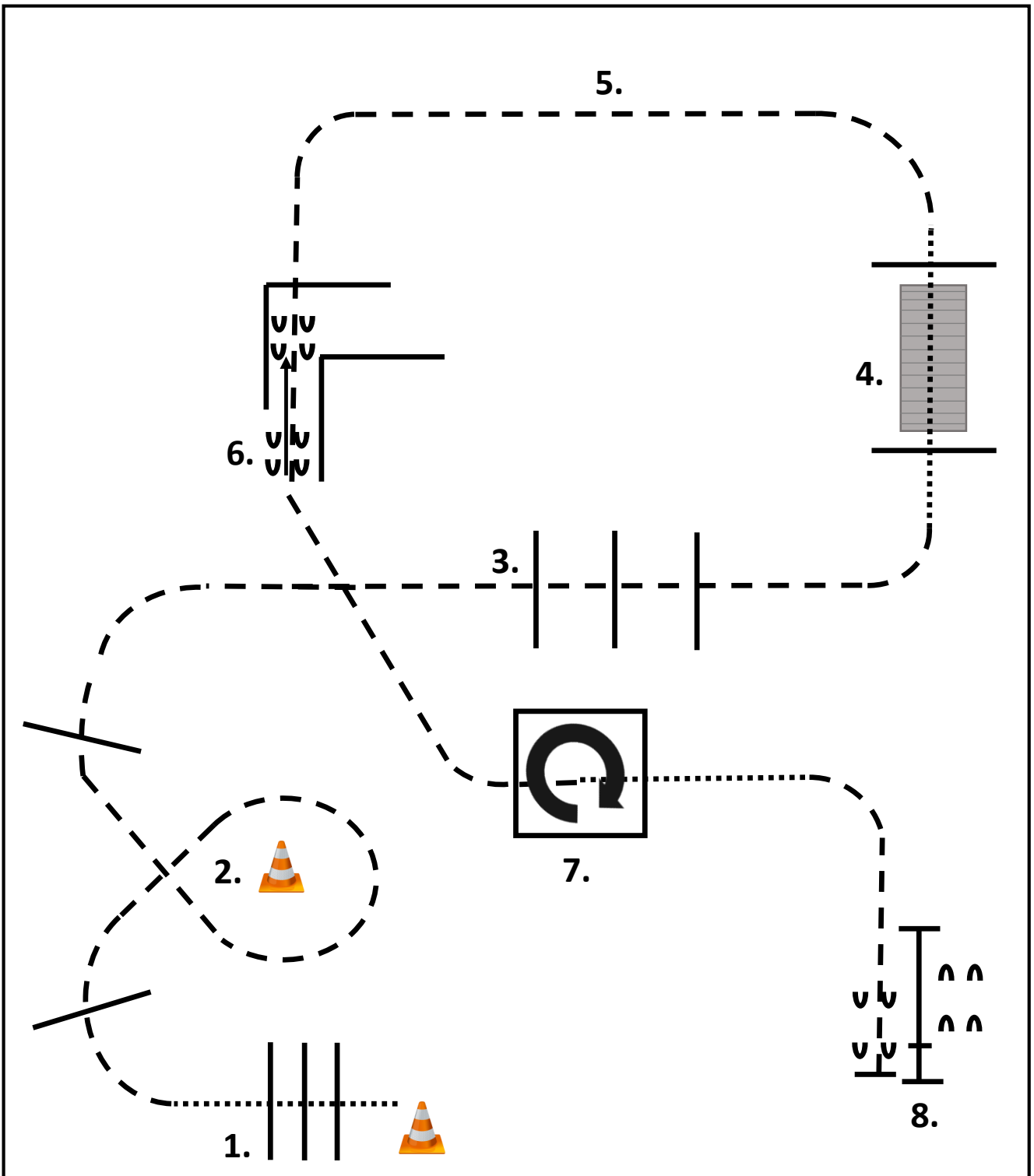
- - - - - Jog

- . - . - Extended
Jog

————— Lope

————— Extended
Lope

← ← ← ← ← Back



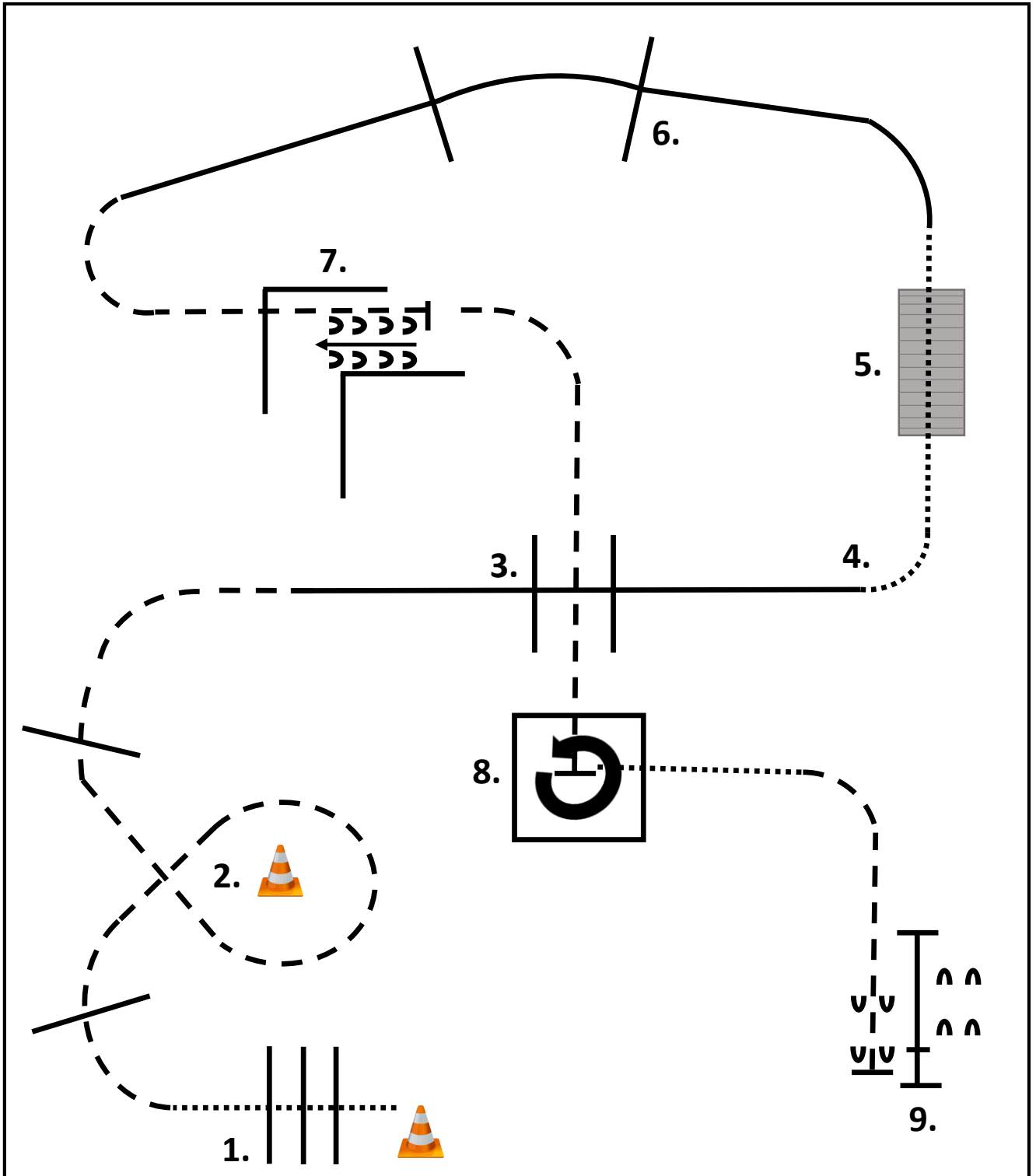
1. Be ready at 1st cone. Walk over poles.
2. Jog over poles and around cone.
3. Jog over poles.
4. Break to walk or stop and walk over bridge.
5. Jog into chute, stop and back-up.
6. Jog out of chute.
7. Jog into box, stop and perform a 360° turn to the right. Walk out of box.
8. Jog to gate, stop and open gate with left hand, walk through gate and close.



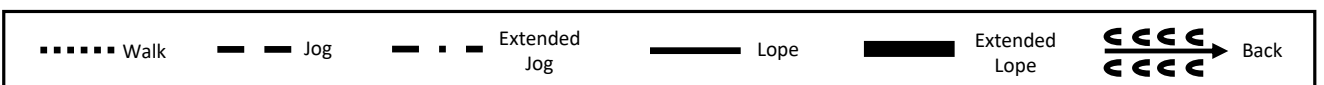
SPHA WarmUp 2019

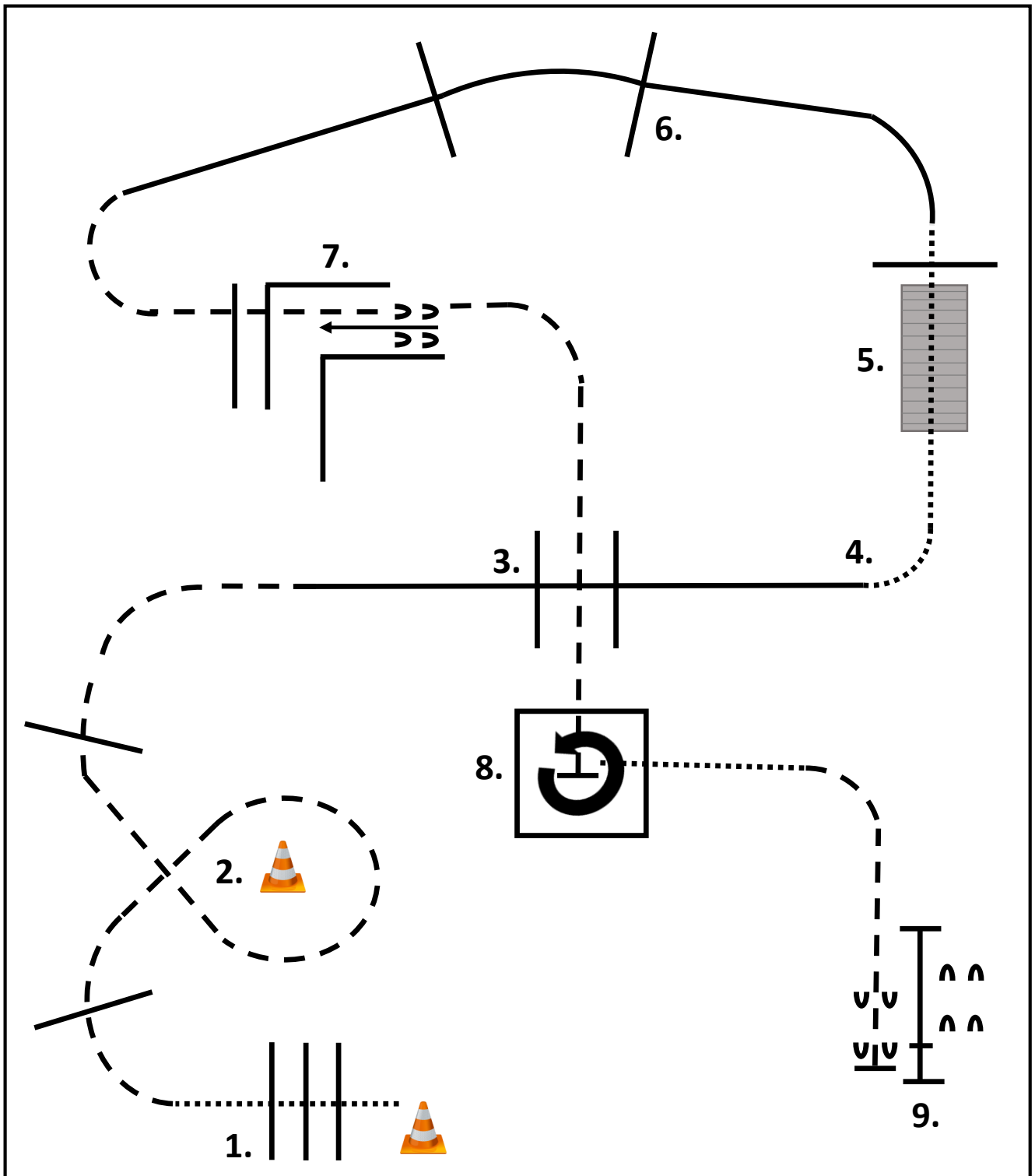
06. – 07.04.2019 - Holziken

All APHA Amateur, APHA Youth & ApHC Non-Pro Trail

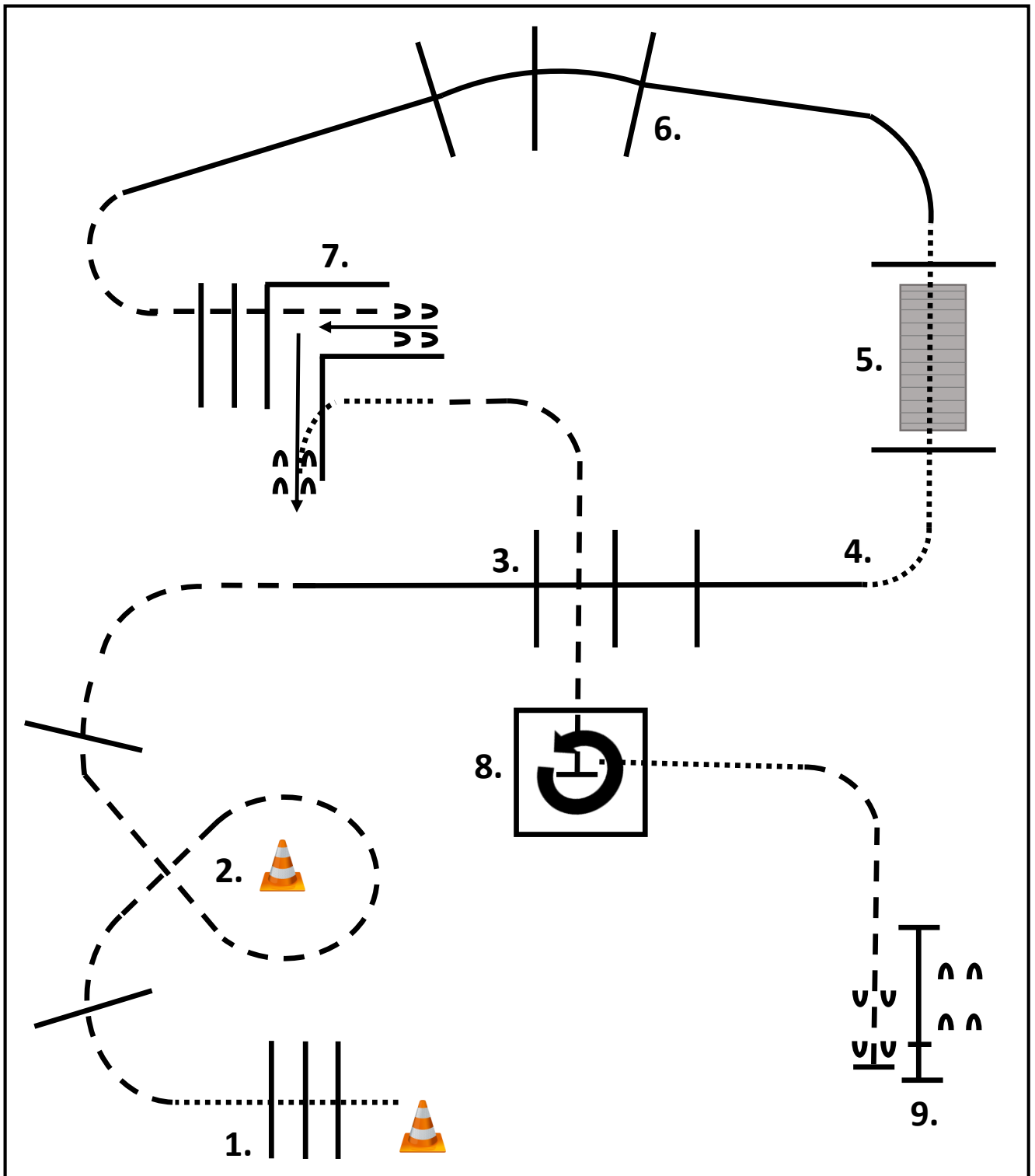


1. Be ready at 1st cone. Walk over poles.
2. Jog over poles and around cone.
3. Lope over poles (right lead).
4. Break to walk or stop.
5. Walk over bridge.
6. Lope over poles (left lead).
7. Jog over pole into chute, stop and back-up.
8. Jog out and jog through chute into box, stop and perform a 450° turn to the left. Walk out of box.
9. Jog to gate and open gate with left hand, walk through gate and close.

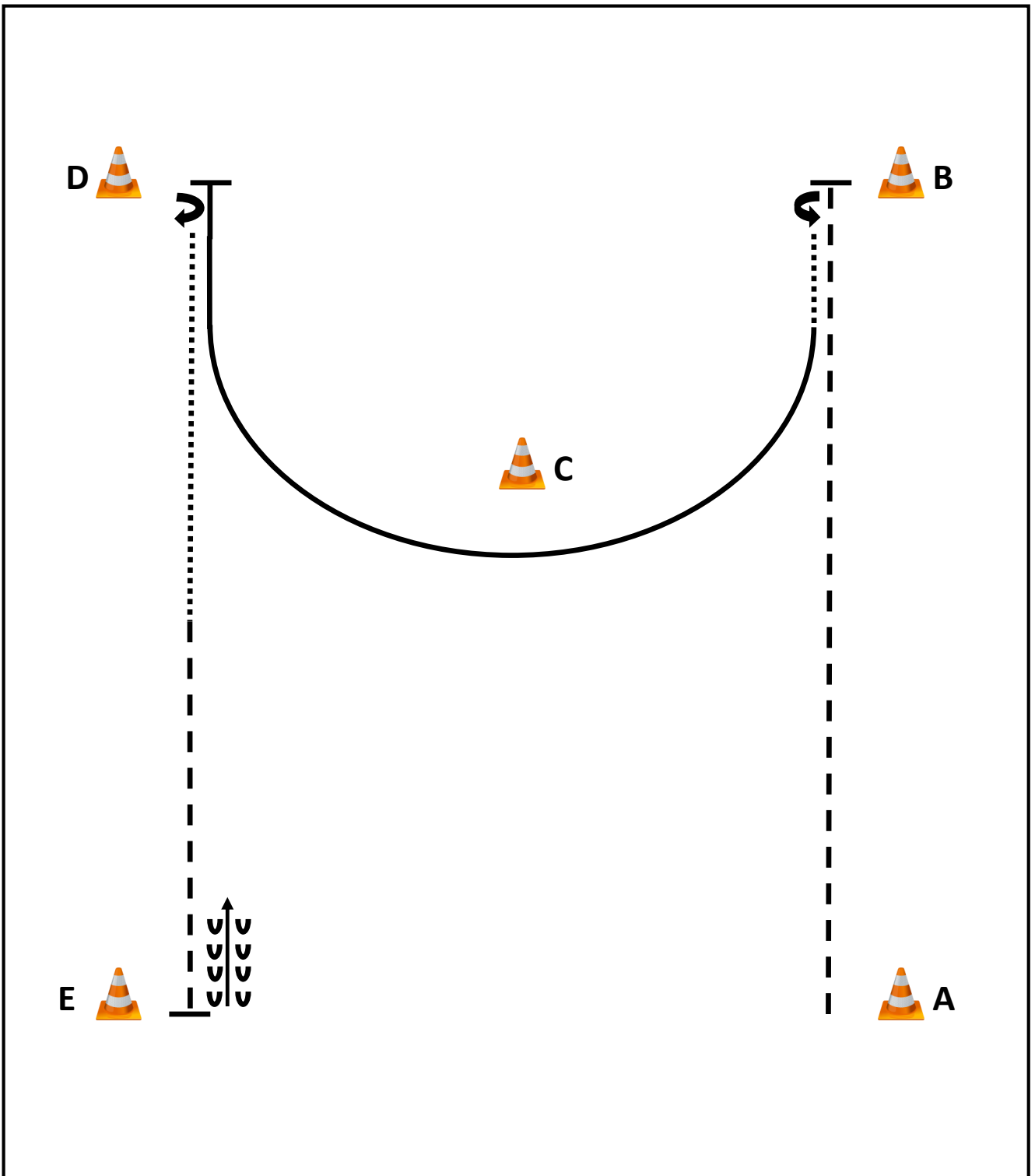




1. Be ready at 1st cone. Walk over poles.
2. Jog over poles and around cone.
3. Lope over poles (right lead).
4. Break to walk or stop.
5. Walk over bridge.
6. Lope over poles (left lead).
7. Jog over pole into chute, stop and back-up.
8. Jog out and jog through chute into box, stop and perform a 450° turn to the left. Walk out of box.
9. Jog to gate and open gate with left hand, walk through gate and close.



1. Be ready at 1st cone. Walk over poles.
2. Jog over poles and around cone.
3. Lope over poles (right lead).
4. Break to walk or stop.
5. Walk over bridge.
6. Lope over poles (left lead).
7. Jog over poles into chute, stop and back-up "L" around corner and walk out over pole.
8. Jog through chute into box, stop and perform a 45° turn to the left. Walk out of box..
9. Jog to gate and open gate with left hand, walk through gate and close.



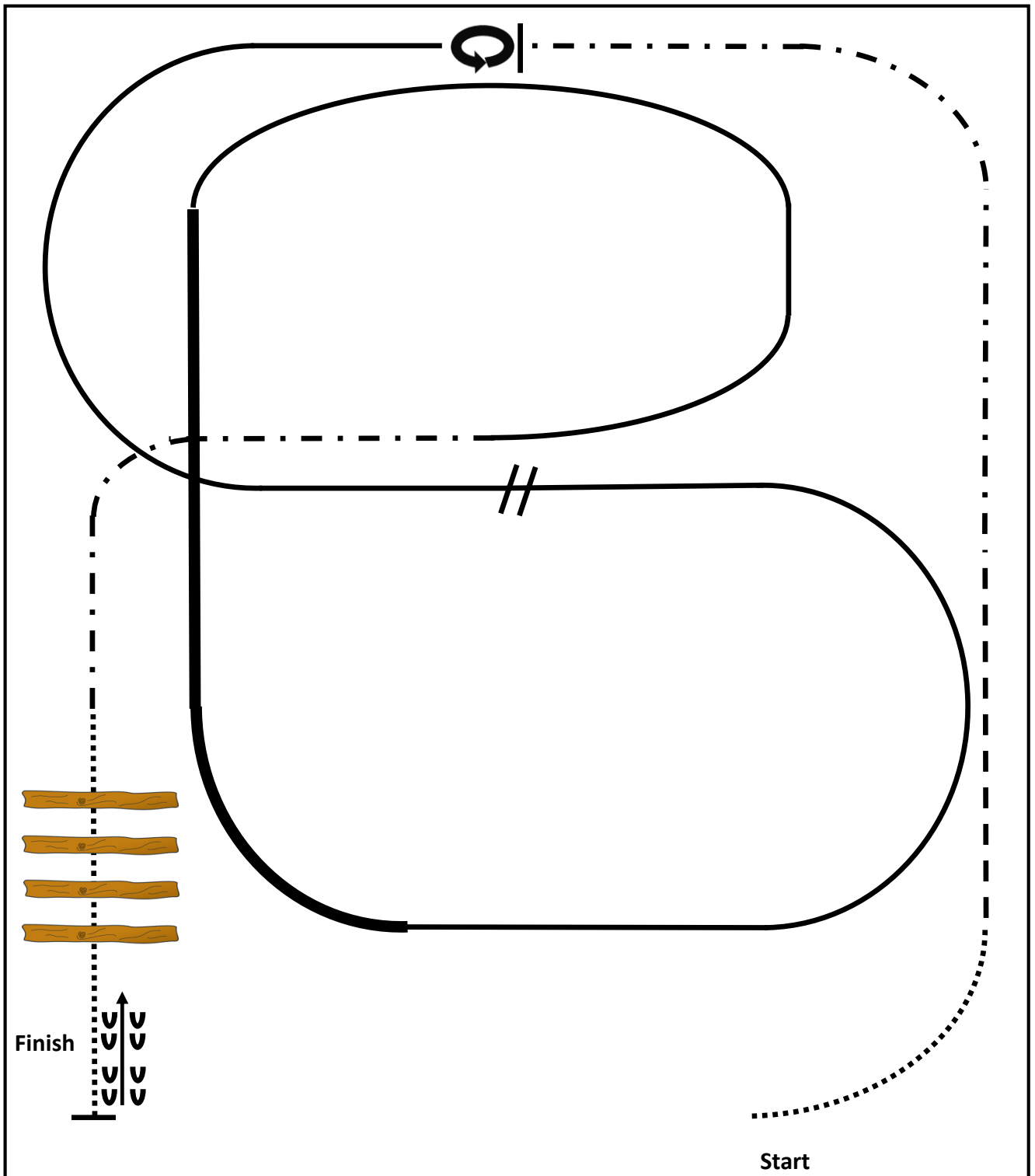
1. Be ready at A and jog to B.
2. Stop and perform a ½ turn to the left.
3. Walk one horse length and lope on the right lead around C to D.
4. Stop and perform a ½ turn to the right.
5. Walk halfway to E.
6. Jog to E, stop and back up one horse length.



SPHA WarmUp 2019

06. – 07.04.2019 - Holziken

All APHA Amateur, APHA Youth & ApHC Non-Pro Ranch Riding



1. Walk.
2. Trot.
3. Extend trot, stop at the top of the arena.
4. 360° turn to the left.
5. Left lead ½ circle, lope to the center.
6. Change leads (simple or flying).
7. Right lead ½ circle.
8. Extended lope up the long side of the arena (right lead).
9. Collect back to a lope around the top of the arena and back to center.
10. Break down to an extended trot.
11. Walk over poles.
12. Stop and back-up.

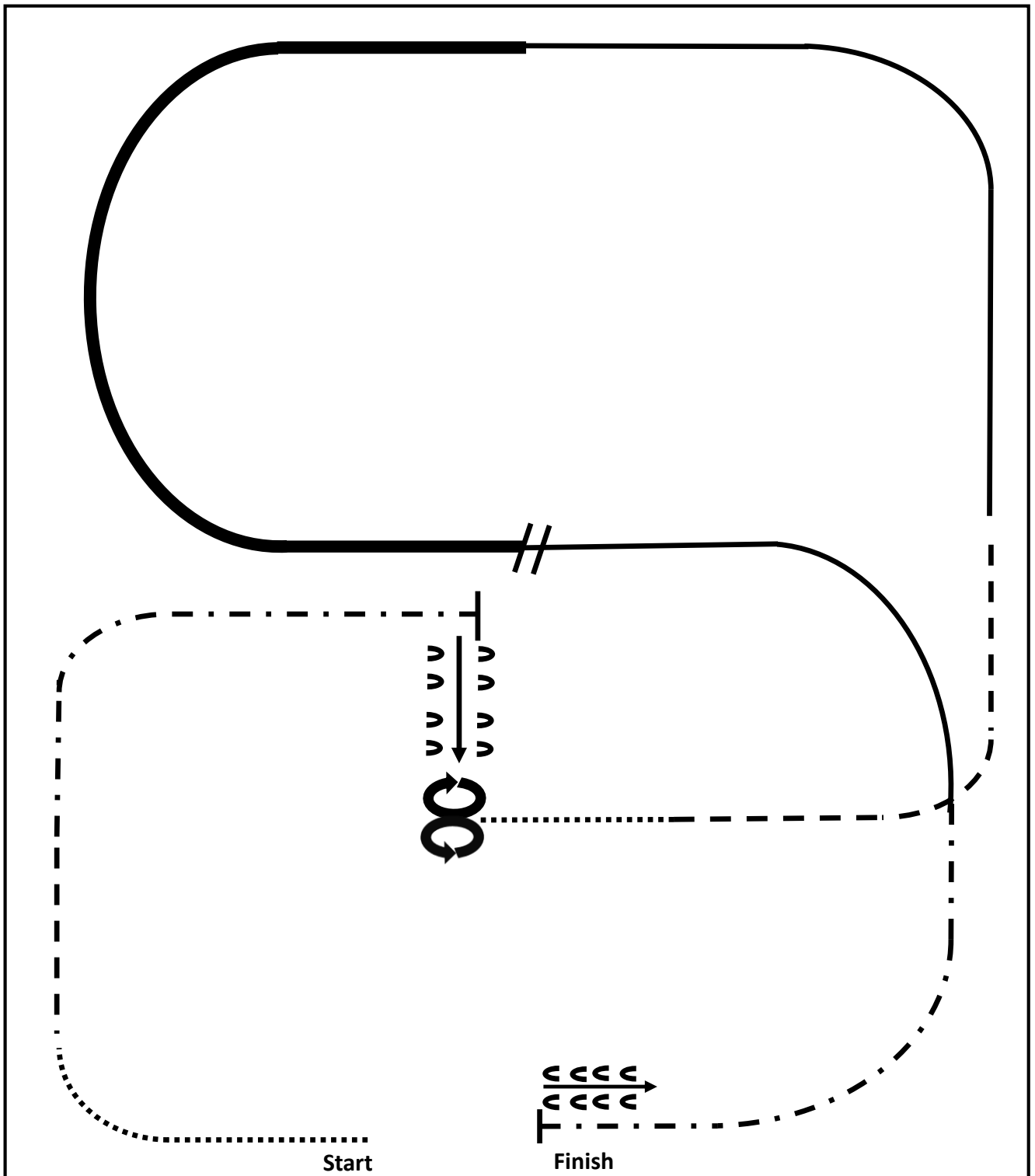
..... Walk - - - - - Jog - . - . - Extended Jog _____ Lope **_____** Extended Lope Back



SPHA WarmUp 2019

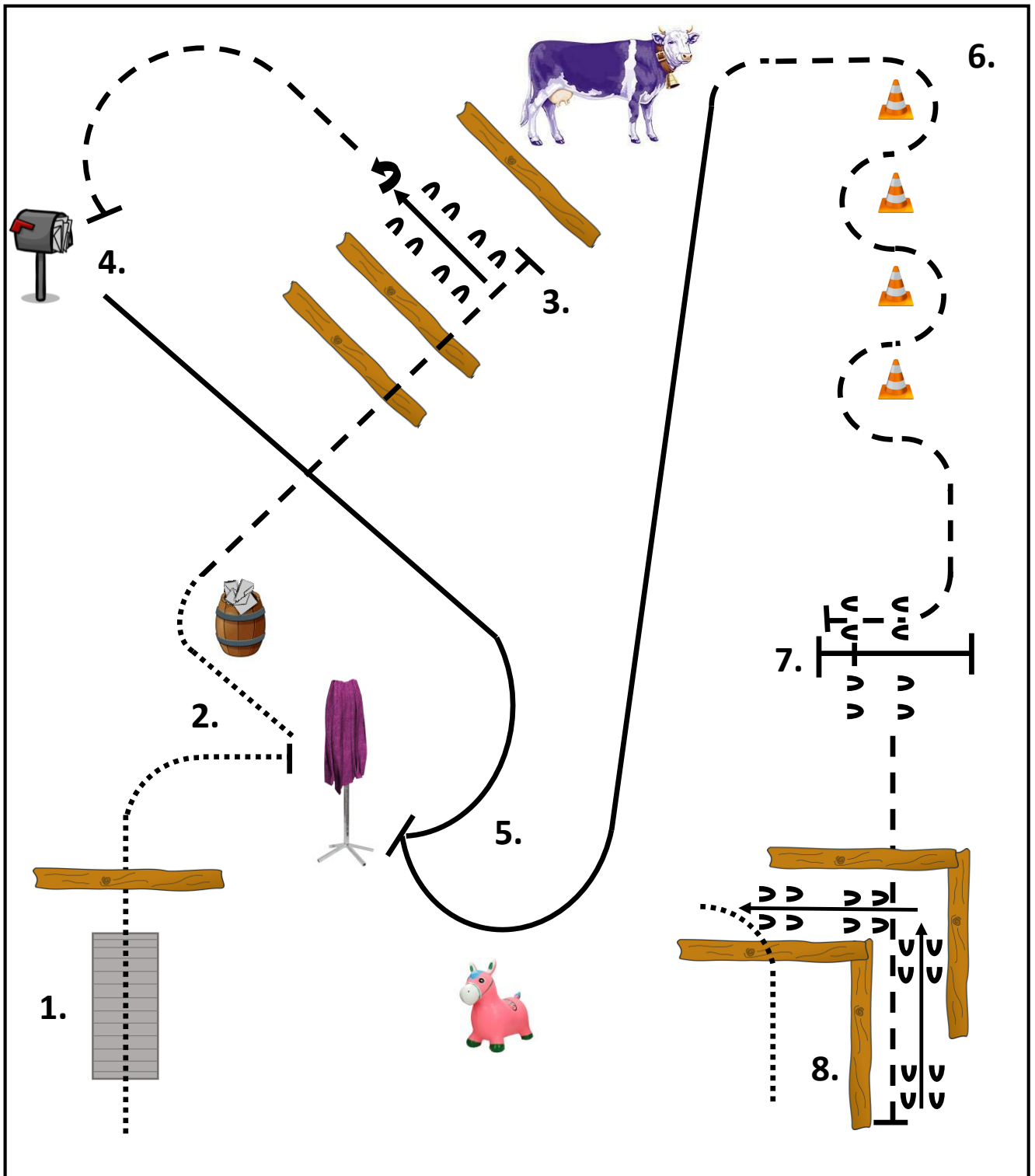
06. – 07.04.2019 - Holziken

All APHA Open & ApHC Open Ranch Riding



1. Walk to the left around corner of the arena.
2. Trot .
3. Extend alongside of the arena and around the corner to the center.
4. Stop, side pass right.
5. 360° turn each direction (either way 1st).
6. Walk.
7. Trot.
8. Lope left lead.
9. Extend the lope.
10. Change leads (simple or flying).
11. Collect the lope.
12. Extend trot.
13. Stop and back.

..... Walk - - - - - Jog - . - . - Extended Jog ——— Lope **—————** Extended Lope Back



1. Walk over bridge & log.
2. Pick up blanket and hang over saddle, pick up letter and trot over poles.
3. Stop between poles and side pass. Afterwards 90° turn to the left, trot to mailbox and insert letter.
4. Lope (right lead) to the coat, stop and return blanket.
5. Lope away from coat (left lead) as shown.
6. Jog serpentine and stop at gate.
7. Open gate with left hand, walk through gate and close. Jog through chute.
8. Back up L and walk out over pole.

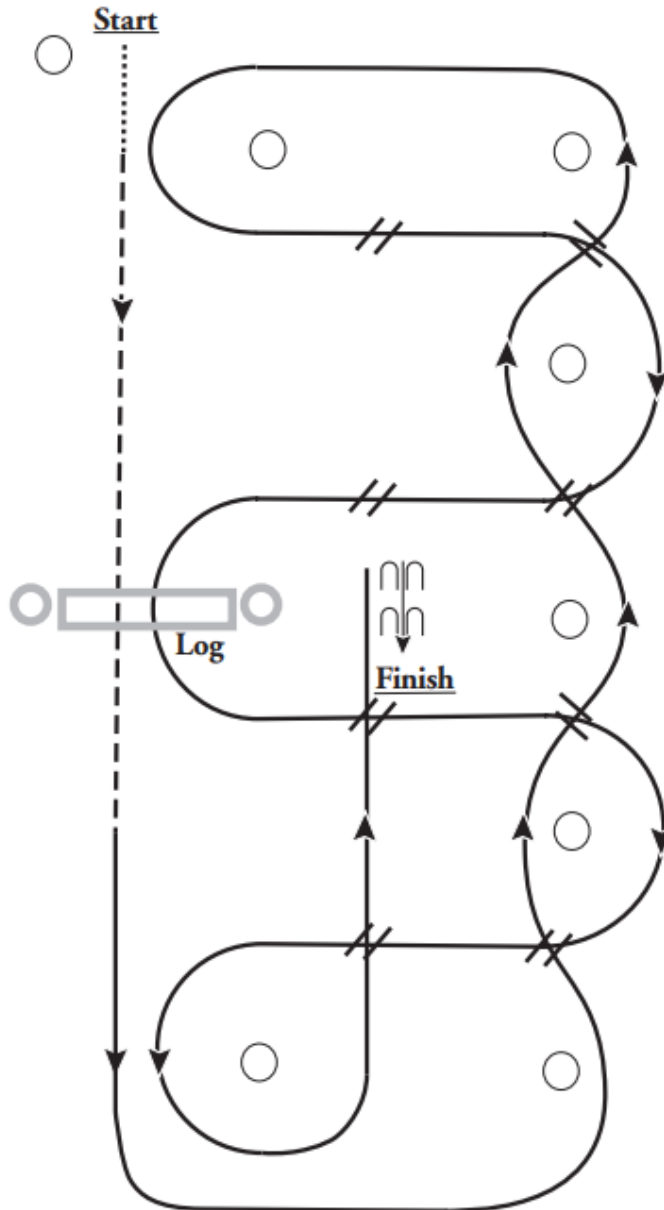


SPHA WarmUp 2019

06. – 07.04.2019 - Holziken

All APHA & All ApHC Western Riding

Western Riding Pattern #1



1. Walk at least 15' from start cone to the first marker. Start jogging at first marker and jog over log.
2. Transition to lope and lope around end.
3. First line change.
4. Second line change.
5. Third line change.
6. Fourth line change and lope around the end of arena.
7. First crossing change.
8. Second crossing change.
9. Lope over log.
10. Third crossing change.
11. Fourth crossing change.
12. Lope up the center, stop and back.

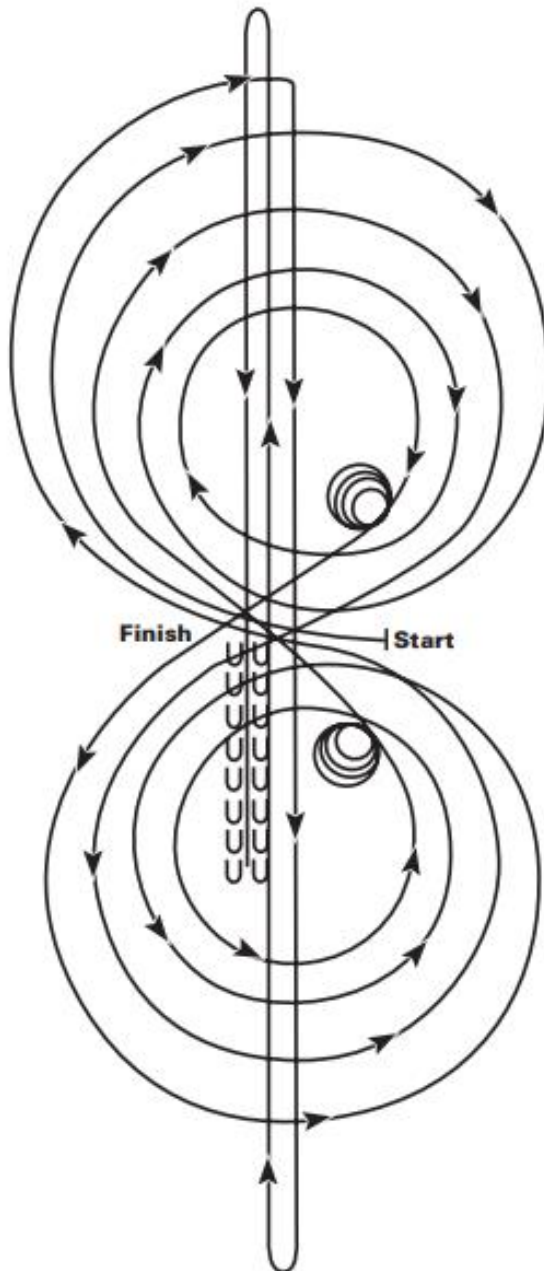


SPHA WarmUp 2019

06. – 07.04.2019 - Holziken

All APHA & All ApHC Reining

Reining Pattern #4



Horses may walk or jog to the center of the arena. Beginning at the center of the arena facing the left wall or fence.

1. Beginning on the right lead, complete three circles to the right: the first two circles large and fast; the third circle small and slow. Stop at the center of the arena. Hesitate.
 2. Complete four spins to the right. Hesitate.
 3. Beginning on the left lead, complete three circles to the left: the first two circles large and fast; the third circle small and slow. Stop at the center of the arena. Hesitate.
 4. Complete four spins to the left. Hesitate.
 5. Beginning on the right lead, run a large fast circle to the right, change leads at the center of the arena, run a large fast circle to the left, and change leads at the center of the arena.
 6. Continue around previous circle to the right. At the top of the circle, run down the middle to the far end of the arena past the end marker and do a right rollback - no hesitation.
 7. Run up the middle to the opposite end of the arena past the end marker and do a left rollback - no hesitation.
 8. Run past the center marker and do a sliding stop. Back up to the center of the arena or at least ten feet. Hesitate to demonstrate completion of the pattern.
- Rider may dismount and drop bridle to the designated judge.